

## GETTING STARTED:

1.




**CLEAN** the laundry machines daily, before the first use.

2.



**SEPARATE** Rubbermaid HYGEN™ Microfiber Cloths and Mops from other textiles.

3.



**WASH** Rubbermaid HYGEN Microfiber Cloths and Mops in the Rubbermaid Mesh Laundry Net to manage inventory.

4.




**DETERMINE** detergent and maximum load size using chart below.\*

## DETERGENT AND LOAD SIZE BY MACHINE


Washer Size	Max Volume	Detergent Load**	18"/45cm mops per load
60 lb. / 27.2 kg	71.8 gal. / 272L	1.5 oz. / 44.4ml	130
81.6 lb. / 37 kg	97.8 gal. / 370L	2.0 oz. / 59.2ml	175
101.4 lb. / 46 kg	121.3 gal. / 1014L	2.5 oz. / 73.9ml	220
125 lb. / 56.7 kg	150.6 gal. / 570L	3.1 oz. / 91.7ml	270
141.4 lb. / 64.3 kg	169.6 gal. / 642L	3.5 oz. / 103.5ml	305
174.8 lb. / 79.3 kg	201 gal. / 761L	4.2 oz. / 124.2ml	375

## LAUNDRY INSTRUCTIONS



### COMMERCIAL WASHING: HOT WATER METHOD

- Wash in hot water (160°F/71°C) for 25 minutes<sup>1</sup>
- Use Detergent and Load Size By Machine Guide to select appropriate capacity setting
- Use bleach if necessary




### COMMERCIAL DRYING

- Dry cloths and mops on low heat (130°F/54°C ) setting
- Store dry cloths and mops in clean Rubbermaid Cube Truck



### REQUIRED CARE

- Do not store Rubbermaid HYGEN Cloths or Mops in a washing machine overnight
- Do not use fabric softener in the wash cycle
- Do not use dryer sheets in the dry cycle
- Do not wash Rubbermaid HYGEN Cloths or Mops with other textiles



### COMMERCIAL WASHING: COLD WATER METHOD

- Wash in cold water
- Use Detergent and Load Size By Machine Guide to select appropriate capacity setting
- Bleach is required at 50-150ppm<sup>2</sup>

## TRANSPORTATION



### CONTAMINATED TEXTILES

- Don Personal Protective Equipment (PPE) before transferring soiled textiles into laundry machine
- Handle contaminated textiles carefully to avoid agitation
- Sort soiled Rubbermaid HYGEN Microfiber Cloths and Mops from other textiles at the point of contamination using the Rubbermaid Mesh Laundry Net
- Transport soiled textiles to the laundry with black Rubbermaid Cube Truck with Cover



### CLEAN TEXTILES

- Remove dry textiles from the dryer immediately
- Transport clean textiles in a properly cleaned blue Rubbermaid Cube Truck with Cover or Rubbermaid X-Cart with Cover
- Store clean textiles for only short periods of time. Wrap clean textiles for long-term storage
- Distribute textiles back into facility

OR



\*Machine settings can be established by chemical provider.  
\*\*Represents 1/2 the average manufacturer's detergent recommendation. Using full amount of detergent can result in hazy floors.

Always follow the protocol as directed by your facility manager.  
<sup>1</sup>Per CDC Guidelines for healthcare facilities.  
<sup>2</sup>Follow manufacturer instructions for bleach use.